

**MEETING NOTICE
November 7, 2022
8:30 A.M. – 5:00 P.M.**

Agenda items may be taken out of order to accommodate speakers, to maintain a quorum, or at the Board's discretion. The meeting may be cancelled without notice.

The Physician Assistant Board will hold a Board Meeting via WebEx:

<https://dca-meetings.webex.com/dca-meetings/j.php?MTID=m143bd340e80d170812b6588b7d81a0cc>

If joining using the link above

Webinar number: 2486 667 5135

Webinar password: PAB11072022

If joining by phone

+1-415-655-0001 US Toll

Access code: 248 666 75135

Passcode: 72211072

NOTE: Pursuant to Government Code section 11133, neither Board member locations nor a physical meeting location is provided. Please see the instructions attached hereto to observe and participate in the meeting using WebEx from a Microsoft Windows-based PC. To participate in the WebEx meeting, please log on to the website above the day of the meeting. Members of the public may but are not obligated to provide their names or personal information as a condition of observing or participating in the meeting. When signing into the WebEx platform, participants may be asked for their name and email address. Participants who choose not to provide their names will need to provide a unique identifier such as their initials or another alternative, so that the meeting moderator can identify individuals who wish to make public comment: participants who choose not to provide their email address may utilize a fictitious email address like in the following sample format: XXXXX@mailinator.com

AGENDA

Action may be taken on any agenda item.

1. Call to Order by President (Armenta)
2. Roll Call (Haydon)
3. Consider Approval of August 8, 2022, Board Meeting Minutes (Armenta)
4. Public Comment on items not on the Agenda (Armenta)
(Note: The Board may not discuss or take action on any matter raised during this public comment section that is not included on this agenda, except to decide whether to place the matter on the agenda for a future meeting. [Government Code Sections [11125](#), [11125.7\(a\)](#)].)
5. Nomination and Election of Physician Assistant Board Officers (Kanotz)
6. President's Report (Armenta)
7. Executive Officer's Report (Khan)

MISSION: To protect and serve consumers through licensing, education, and objective enforcement of the Physician Assistant laws and regulations.

8. Board Activity Reports
 - A. Licensing (Caldwell)
 - B. Complaint (Melendez)
 - C. Discipline (Haydon)
 - D. Probation (Gerard)
 - E. Diversion (Gerard)
9. Department of Consumer Affairs – Director’s Update (DCA Staff) – May Include Updates Pertaining to the Department’s Administrative Services, Human Resources, Enforcement, Information Technology, Communications and Outreach, as well as Legislative, Regulatory and Policy Matters
10. Budget Update (DCA Budget Analyst)
11. Update on Medical Consultant Reviewer Program (Melendez)
12. Report on Medical Board of California Activities (Hawkins)
13. Discussion and Possible Action Setting Schedule for 2023 Board Meeting Dates and Locations (Armenta)
14. Update, Discussion, and Possible Action on Proposal to Amend 16 CCR Sections 1399.506, 1399.507, 1399.511, and 1399.546 – Application, Exam Scores, Addresses & Recordkeeping Consideration of Public Comments and Potential Modifications to Text (Halbo/Dhillon)
15. Regulations – Update on Pending Regulatory Packages (Dhillon)

Lunch break will be taken at approximately 12:00 P.M. until 1:00 P.M.

16. Education/Workforce Development Advisory Committee: Update on Physician Assistant Education Programs and Applicants in California (Grant/Alexander)
17. Report by the Legislative Committee; Discussion and Possible Action to Consider Positions Regarding the following Legislation: (Earley/Carlquist/Dhillon)
 - A. [AB 646](#) – Low: Department of Consumer Affairs: Expunged Convictions
 - B. [SB 731](#) – Durazo: Criminal Records: Relief
 - C. [AB 1733](#) – Quirk: State Bodies: Open Meetings
 - D. [AB 1662](#) – Gipson: Licensing Boards: Disqualification from Licensure: Criminal Conviction
 - E. [AB 657](#) – Cooper: Healing Arts: Expedited Licensure Process: Applicants Providing Abortion Services
 - F. [AB 2626](#) – Calderon: Medical Board of California: Licensee Discipline: Abortion
18. Agenda Items for Next Meeting (Armenta)

19. **CLOSED SESSION**

- A. Pursuant to [Section 11126\(a\)\(1\) of the Government Code](#), the Board will conduct the Annual Evaluation of Performance of the Executive Officer
- B. Pursuant to [Government Code section 11126\(c\)\(3\)](#), the Board will convene to Deliberate on Disciplinary Actions and Decisions to be Reached in Administrative Procedure Act

MISSION: To protect and serve consumers through licensing, education, and objective enforcement of the Physician Assistant laws and regulations.

Proceedings

20. Adjournment (Armenta)

Due to technological limitations, adjournment will not be broadcast. Adjournment will immediately follow closed session, and there will be no other items of business discussed.

Note: For meeting verification, call (916) 561-8780 or access the Board's website at <https://www.pab.ca.gov>. Public comments will be taken on agenda items at the time the item is heard and prior to the Board taking any action on said items. Total time allocated for public comment on particular issues may be limited at the discretion of the President. In accordance with the Bagley-Keene Open Meeting Act, all meetings of the Board are open to the public.

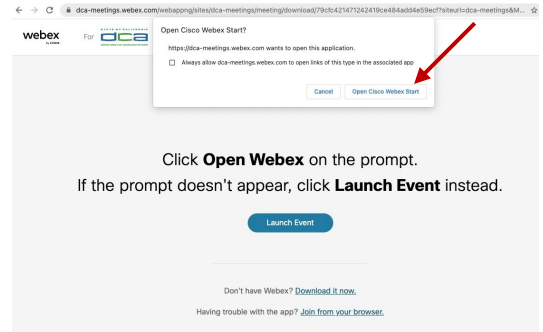
While the Board intends to webcast this meeting, it may not be possible to webcast the meeting due to technical difficulties or limitations on resources. The meeting will continue even if the webcast is unavailable. The webcast can be located at <https://thedcapage.blog/webcasts/>. If you wish to participate or to have a guaranteed opportunity to observe and participate, please plan to attend via the WebEx platform. Meeting adjournment may not be webcast if it is the only item that occurs after a closed session. Additionally, the public may submit written comments regarding items on the agenda, as well as items not on the agenda. To submit written public comments, please identify which topic or agenda item you are commenting on and email your comments to the Board at paboard@dca.ca.gov, or mail your comments to the attention of Kristy Voong, Physician Assistant Board, 2005 Evergreen Street, Suite 2250, Sacramento, CA 95815. Comments should be received by the Board, no later than November 1, 2022.

The meeting is accessible to the disabled. A person who needs a disability-related accommodation or modification to participate in the meeting may make a request by contacting Kristy Voong at (916) 561-8782, email kristy.voong@dca.ca.gov, or send a written request to the Physician Assistant Board, 2005 Evergreen Street, Suite 2250, Sacramento, CA, 95815. Providing your request at least five (5) business days before the meeting will help to ensure availability of the requested accommodation.

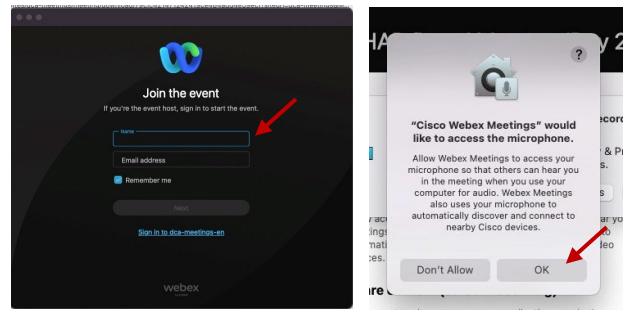
MISSION: To protect and serve consumers through licensing, education, and objective enforcement of the Physician Assistant laws and regulations.

If joining using the meeting link

- 1 Click on the meeting link. This can be found in the meeting notice you received.
- 2 If you have not previously used Webex on your device, your web browser may ask if you want to open Webex. Click "Open Cisco Webex Start" or "Open Webex", whichever option is presented. DO NOT click "Join from your browser", as you will not be able to participate during the meeting.



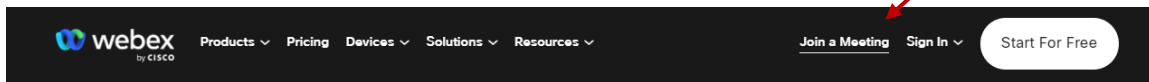
- 3 Enter your name and email address. Click "Join as a guest". Accept any request for permission to use your microphone and/or camera.



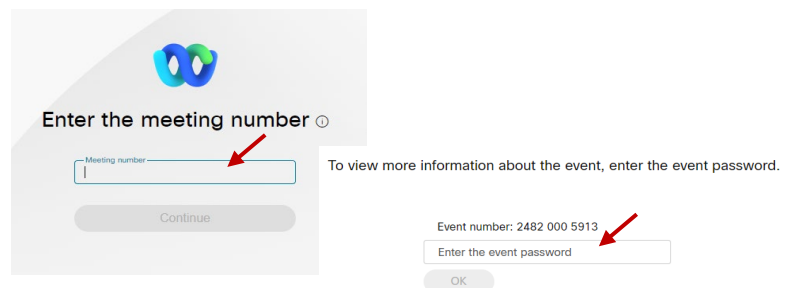
OR

If joining from Webex.com

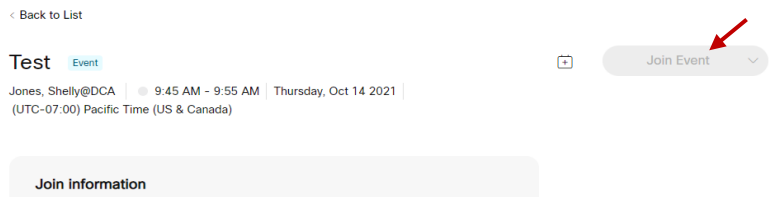
- 1 Click on "Join a Meeting" at the top of the Webex window.



- 2 Enter the meeting/event number and click "Continue". Enter the event password and click "OK". This can be found in the meeting notice you received.



- 3 The meeting information will be displayed. Click "Join Event".



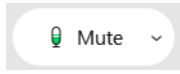
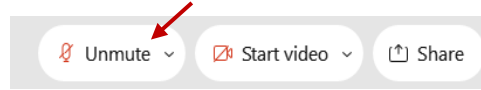
OR

Connect via telephone*:

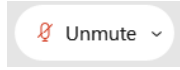
You may also join the meeting by calling in using the phone number, access code, and passcode provided in the meeting notice.

Microphone

Microphone control (mute/unmute button) is located on the command row.

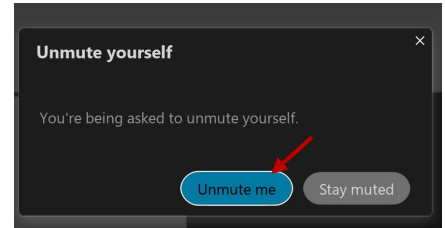


Green microphone = Unmuted: People in the meeting can hear you.



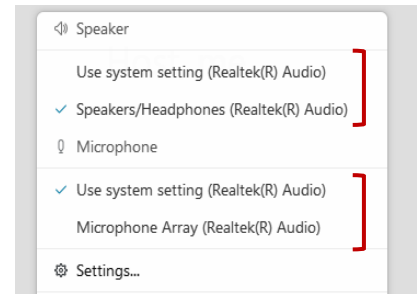
Red microphone = Muted: No one in the meeting can hear you.

Note: Only panelists can mute/unmute their own microphones. Attendees will remain muted unless the moderator enables their microphone at which time the attendee will be provided the ability to unmute their microphone by clicking on "Unmute Me".



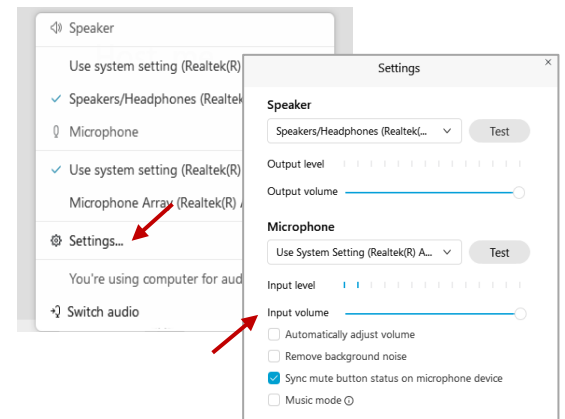
If you cannot hear or be heard

- 1 Click on the bottom facing arrow located on the Mute/Unmute button.
- 2 From the pop-up window, select a different:
 - Microphone option if participants can't hear you.
 - Speaker option if you can't hear participants.



If your microphone volume is too low or too high

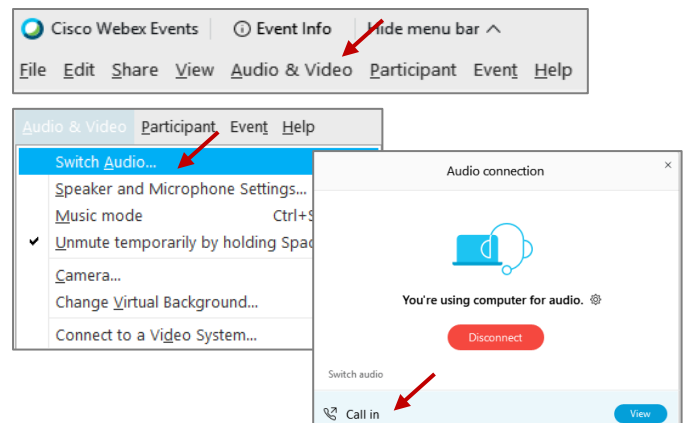
- 1 Locate the command row – click on the bottom facing arrow located on the Mute/Unmute button.
- 2 From the pop-up window:
 - Click on "Settings...":
 - Drag the "Input Volume" located under microphone settings to adjust your volume.



Audio Connectivity Issues

If you are connected by computer or tablet and you have audio issues or no microphone/speakers, you can link your phone through Webex. Your phone will then become your audio source during the meeting.

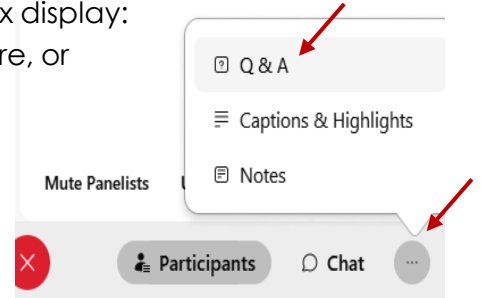
- 1 Click on "Audio & Video" from the menu bar.
- 2 Select "Switch Audio" from the drop-down menu.
- 3 Select the "Call In" option and following the directions.



The question-and-answer feature (Q&A) is utilized for questions or comments. Upon direction of the meeting facilitator, the moderator will open the Q&A panel for meeting participants to submit questions or comments. *NOTE: This feature is not accessible to those joining the meeting via telephone.*

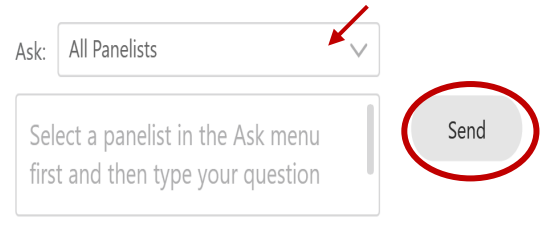
1 Access the Q&A panel at the bottom right of the Webex display:

- Click on the icon that looks like a “?” inside of a square, or
- Click on the 3 dots and select “Q&A”.



2 In the text box:

- Select “All Panelists” in the dropdown menu,
- Type your question/comment into the text box, and
- Click “Send”.



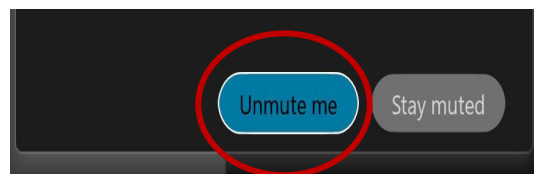
OR

If connected via telephone:

- Utilize the raise hand feature by pressing *6 to raise your hand.
- Repeat this process to lower your hand.

3 The moderator will call you by name and indicate a request has been sent to unmute your microphone. Upon hearing this prompt:

- Click the **Unmute me** button on the pop-up box that appears.

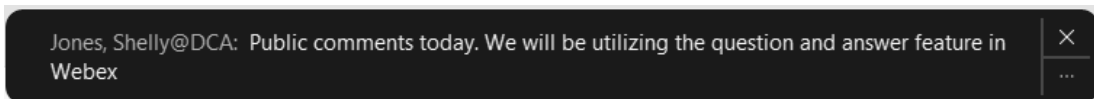


OR

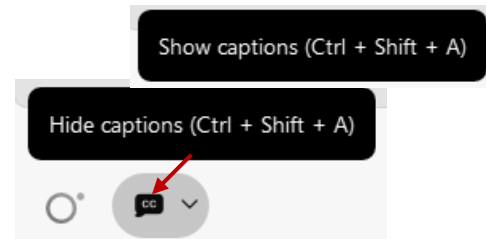
If connected via telephone:

- Press *3 to unmute your microphone.

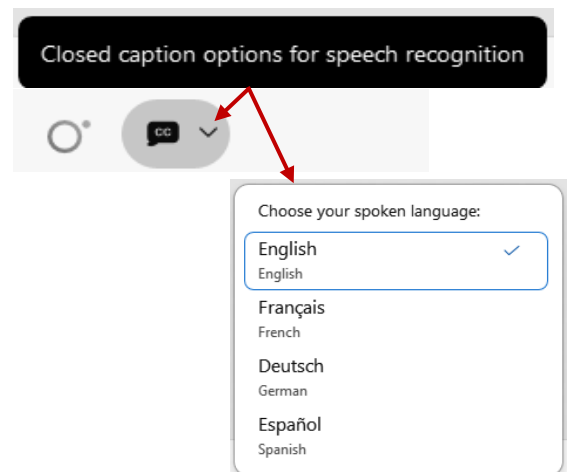
Webex provides real-time closed captioning displayed in a dialog box on your screen. The captioning box can be moved by clicking on the box and dragging it to another location on your screen.



The closed captioning can be hidden from view by clicking on the closed captioning icon. You can repeat this action to unhide the dialog box.



You can select the language to be displayed by clicking the drop-down arrow next to the closed captioning icon.



You can view the closed captioning dialog box with a light or dark background or change the font size by clicking the 3 dots on the right side of the dialog box.

